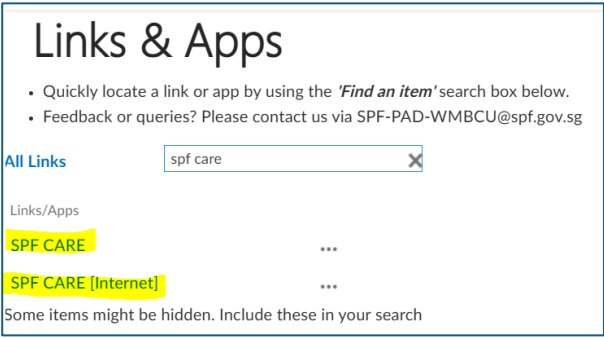



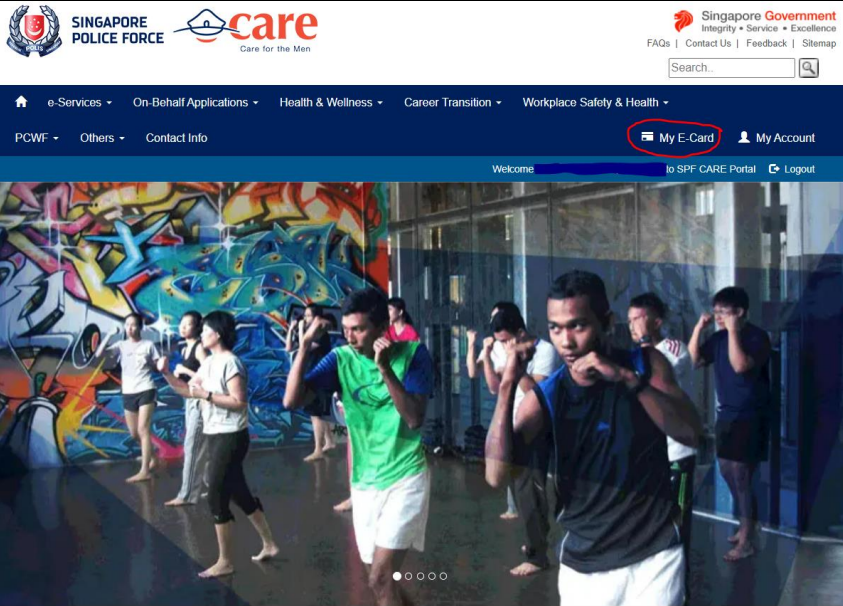



GUIDE TO RETRIEVE YOUR POLICE CENTRAL WELFARE FUND (PCWF) ELECTRONIC MEMBERSHIP CARD (E-CARD)

<p>Step 1</p>	<p>Login to SPF CARE Portal via SingPass or SPF Intranet</p>	<p>Access the links from SPF Intranet Home Page: 'Links & Apps'</p> <div data-bbox="539 344 1145 680">  </div> <p>Intranet Login Option For Intranet login, click on “Click here to login via SPF ADFS”</p> <div data-bbox="539 797 1145 999">  </div> <p>Internet Login Option Go to https://spf-care.police.gov.sg/ and login using SingPass authentication OR scan the QR code below</p> <div data-bbox="539 1196 1145 1397">  </div>
<p>Step 2</p>	<p>In the SPF CARE portal home page, click on “My E-Card” at the top right hand corner of the page.</p>	<p>Click on “My E-card”.</p> <div data-bbox="539 1438 954 1514">  </div>

		
<p>Step 3</p>	<p>You will be able to view your PCWF membership e-card.</p>	<p>Your membership e-card contains your full name, NRIC (last 4 characters) and expiry date. Take a screenshot of your e-card and submit it to POLWEL as supporting document for your Fixed Deposit placement application.</p> <div data-bbox="545 1052 1375 1485"> <p>PCWF Membership Record</p> <p>02/05/2025 09:52 AM</p>  </div>

Prepared by:

SPF Manpower Department
Employee Well-Being and Services Division
May 2025